



FENCES

Please note, this guide only applies to fences enclosing domestic dwellings and DOES NOT include the enclosure of swimming pools. If you are installing or replacing a fence that is adjacent to a pool, whether the pool belongs to you or your neighbour, a permit is required and the pool must be constructed in accordance with the pool enclosure by-law requirements. Please see the pool enclosure handout for more details or contact Building Services.

A fence is defined as any barrier, including a guard and railing that is constructed with the intent of enclosing a property. Fences that do not enclose a swimming pool do not require a permit.

FENCE BY-LAW

Although you do not need a permit to erect a regular fence, it is important to understand the town's bylaws with respect to fences. Before you start, there are some terms used in the bylaw that you should be familiar with:

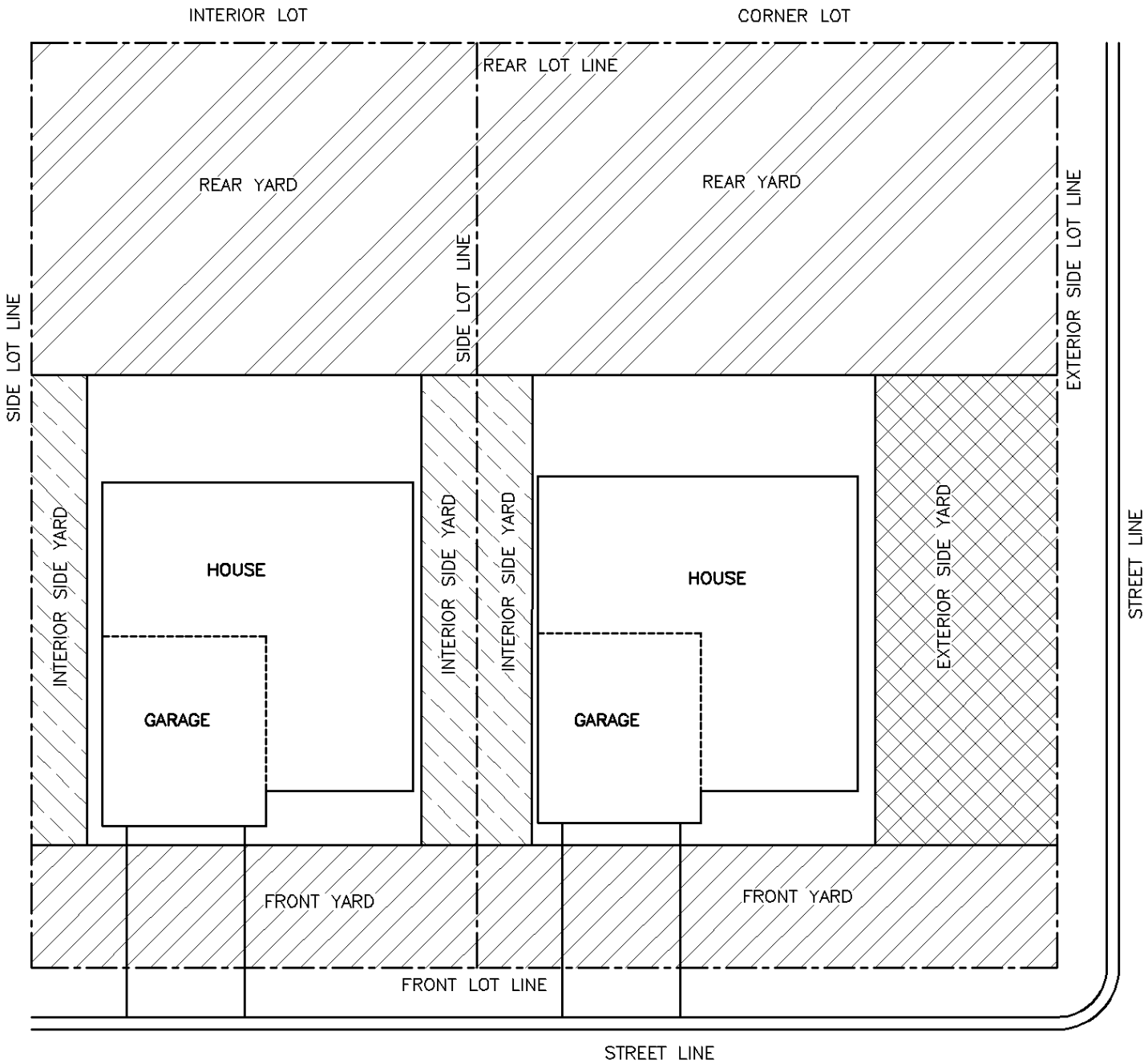
- Lot Line: Any boundary line of a lot also referred to as your property line. (not necessarily the edge of the street or yard).
- Front Yard: The area extending from your front lot line to your house.
- Back Yard: The area extending from your rear lot line to your house.
- Interior Side Yard: The area extending from you front yard to back yard and from the side lot line to your house.
- Exterior Side Yard: The area extending from you front yard to back yard and from the side lot line abutting a road to your house.

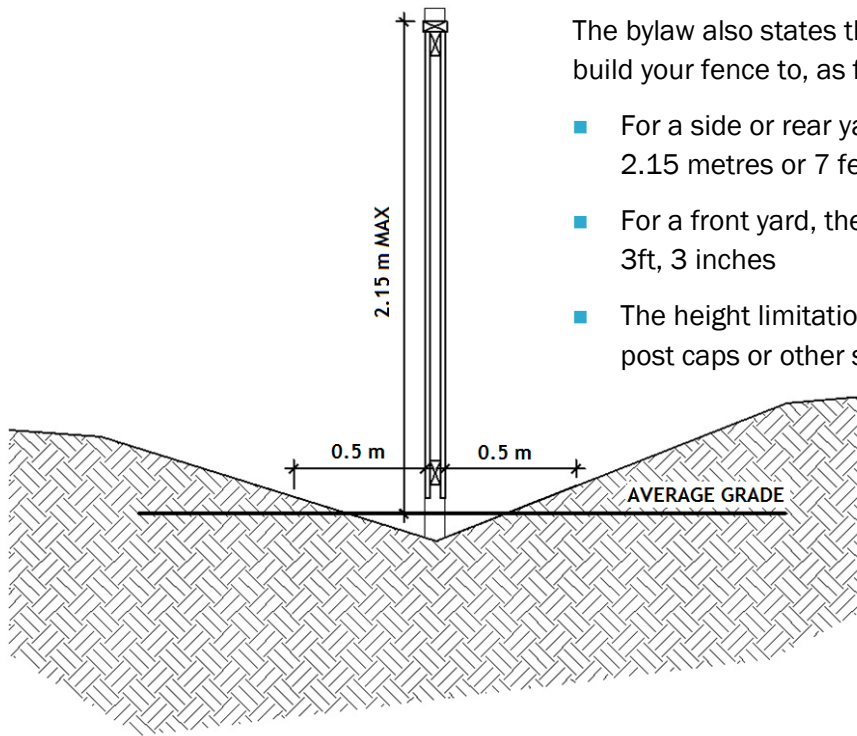
BUILDING YOUR FENCE

Now that you're familiar with some of the terms and specifics surrounding the fence bylaw, it's time to start building your fence. Your fence can be made out of many different materials, both man made and organic, including hedges and densely planted evergreens. A row of trees or something similar is not considered a fence in the Tillsonburg fence bylaw.

LOT TYPES

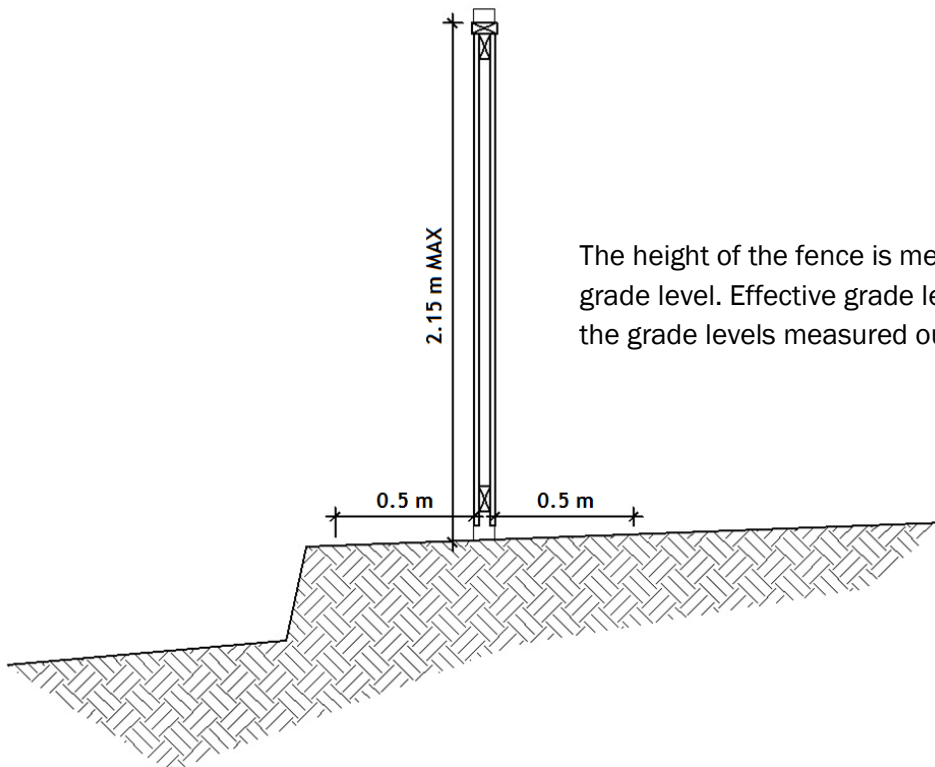
There are two types of lots, corner lots or interior lots. A corner lot is a lot at the intersection of two streets or at a corner where the same street touches two sides of the property. An interior lot is any lot that isn't a corner lot. As illustrated below, the left is an interior lot and the right, a corner lot.





The bylaw also states the maximum height that you can build your fence to, as follows.

- For a side or rear yard, the fence can be no taller than 2.15 metres or 7 feet
- For a front yard, the fence can be no taller than 1 m or 3ft, 3 inches
- The height limitations does not apply to decorative post caps or other similar features



The height of the fence is measured off of the effective grade level. Effective grade level is determined based on the grade levels measured out 0.5 m (1.6 ft)

CORNER LOTS

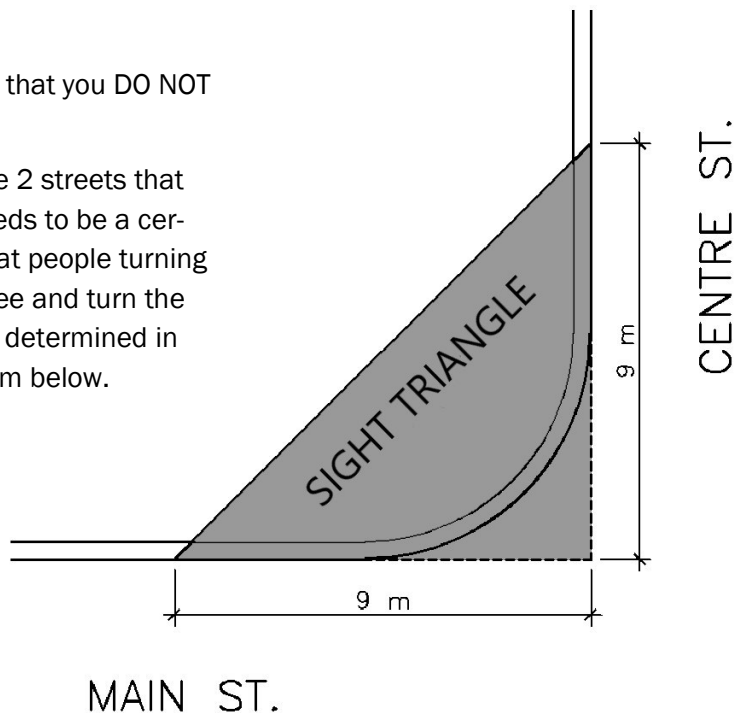
When building your fence, you must make sure that you DO NOT obstruct the “Sight Triangle”!

A sight triangle is a triangular space next to the 2 streets that intersect next to your property where there needs to be a certain amount of clearance. This is to ensure that people turning the corner in a vehicle have enough room to see and turn the corner safely. The size of your sight triangle is determined in the fence bylaw and is illustrated in the diagram below.

CLEARANCES

The clearance dimensions for your sight triangle are:

- 9 m (29.5 ft) from the street corner
- A fence or hedgerow cannot enter a sight triangle



Please note that the sight triangle is measured from the street line, which IS NOT NECESSARILY the edge of the actual asphalt.

PLACEMENT

Finally, you need to consider where you are going to place your fence relative to the lot line. It is highly recommended that you put your fence on your property and avoid ‘straddling’ the lot line with your fence.

Fences built in front yards and exterior side yards are required to be at least 3.5 m (11.5 ft) away from the edge of the pavement even if the property line is closer.